

Reside 12 Mil

Collection	Reside	
Style Number	4094V	
Construction class	Light Commercial Luxury Vinyl Tile	
Finish	ExoGuard®	
	U.s.	Metric
Nominal Dimensions	6 in w x 47 in l	15 cm w x 120 cm l
Actual Dimensions	5.91 in w x 47.24 in l	15.01 cm w x 119.99 cm l
Wear Layer Thickness	12 mil (0.012 in)	0.3 mm
Overall Product Thickness	0.079 in	2 mm
Edge Profile	Squared Edge	
Installation Type	Dry Back	
Installation	Direct Glue	
Recommended Adhesive	S150-95 Resilient Tile Spray, 4200 Resilient Tile 4 Gallon, 2200 Resilient Tile 4 Gallon or 4151 Multi-Use Premium 4 Gallon	

Packaging

Pieces Per Box	27 pcs	
Area Per Box	52.3 sq ft	4.86 sq m
Weight Per Box	40.25 lbs	18.26 kg



Recommended Installation Method



Coordinating Products

LVT: Reside 8 Mil, Reside 6 Mil, Reside 20 Mil

Performance + Testing

Residual Indentation (Astm F1914)	Passes
Resistance To Heat (Astm F1514)	Passes
Resistance To Light (Astm F1515)	Passes
Coefficient Of Friction (Astm D2407, Slip Resistance)	≥0.5, meets the recommended static coefficient of friction for ADA walking surfaces

Test Reports may be included or listed by the manufacturing/inventory style number as opposed to the noted selling style number.

Warranties

7 Year Commercial Limited

Diversity, Equity & Inclusion

We believe all humans are equal. Individually and collectively, we need to proactively create and promote opportunities that give everybody an equal footing in life. We nurture an environment where every voice and perspective can be heard, and proactively promote accessibility and inclusivity inside our network and beyond. One proof point is our ability to meet the criteria of the Social Fairness pillar of the Cradle to Cradle Product Standard. At Shaw Industries, we promote supplier participation that is reflective of Shaw's diverse customer base and local community. More than 42% of our spend\*\*\*\*\* is with small and diverse businesses. We believe having a strong Supplier Diversity Program is strategic for bringing more innovation to our businesses and openingnew markets for growth.

Attributes + Certifications

Health & Wellbeing

Material Ingredient Transparency

Health Product Declaration (HPD) | 100 ppm Disclosure

Climate Impact

Environmental Product Declaration (EPD)

3rd Party Certified in Accordance with ISO 14025, EN 15804, & ISO 21930:2017

Embodied Carbon (Cradle to Gate)

6.05 Kg Co<sub>2</sub>/M<sup>2</sup>

Total Recycled Content

0% (Pre-Consumer 0% | Post-Consumer 0%)

Global Product Assessment

FloorScore® | Certified

Country of Origin | Imported

Green Leed Contribution Credit

MR Credit: Building Product Disclosure and Optimization  
Material Ingredients - Option 1: Material Ingredient Reporting

MR Credit: Building Product Disclosure and Optimization  
Environmental Product Declarations - Option 1: Environmental Product Declaration (EPD)

EQ Credit: Low Emitting Materials  
Option 1: Product Category Calculations

Health Product Declaration (HPD) | 100 Ppm Disclosure

3rd Party Certified in Accordance with ISO 14025, EN 15804, & ISO 21930:2017

FloorScore Certified

Installation Guidelines

Maintenance Guidelines

Please visit [www.shawcontract.com](http://www.shawcontract.com) for the most current warranty information.




Specifications are subject to nominal manufacturing variance. Material supply and/or manufacturing processes may necessitate changes without notice.

This product is an exclusive design and may not be duplicated in any manner. Use of this design in the creation of another product design is also strictly prohibited.

\*\*\*\*\*Allowable spend is domestic (US) spend in categories in which we have diverse suppliers from which to choose. Compared to non-allowable spend which includes categories in which we do not have domestic, small or diverse suppliers available to meet our needs.

Visit [shawcontract.com/testing](http://shawcontract.com/testing) for more information.

Available Colorways

 <div>Rest 94121 V3 - Moderate Variation</div>	 <div>Hearth 94140 V4 - Substantial Variation</div>	 <div>Inhabit 94155 V4 - Substantial Variation</div>	 <div>Dwelling 94250 V2 - Slight Variation</div>	 <div>Abode 94506 V4 - Substantial Variation</div>	 <div>Contentment 94564 V3 - Moderate Variation</div>
 <div>Pause 94580 V2 - Slight Variation</div>	 <div>Solace 94700 V2 - Slight Variation</div>	 <div>Shelter 94710 V2 - Slight Variation</div>	 <div>Assurance 94730 V2 - Slight Variation</div>	 <div>Retreat 94740 V3 - Moderate Variation</div>	 <div>Fulfill 94790 V3 - Moderate Variation</div>

Color and Visual Variation Index

Shade and texture variation is inherent in all resilient products and can vary significantly from piece to piece. Samples should be used to assess color.

V1 	V2 	V3 	V4 
Uniform Appearance	Slight Variation	Moderate Variation	Substantial Variation

